

About This Document

This document describes the main userflows and interaction design for a “media scrapbook” application built on top of, but separate from, the BBC Macro Internal Testbed using data feeds from it where possible.

Functional Summary

The scrapbook will offer a personalised experience for collecting favourites, receiving and making recommendations, exploring old and new media. As well as the personal space, the sharing, browsing and manipulation of other people’s scrapbooks provides a social media space.

Launching The Application

The first time the application is launched, the user will be presented with the front cover of the scrapbook asking the user to register with name, login and password using the current user login database. Once registration is completed, there will be recommendations made by the system for the user to begin interacting with. With subsequent launches, friends’ and system recommendations as well as flyers will be shown here.

Scrapbook

Displayed with the scrapbook pages are the virtual items that provide a level of categorisation for the data types eg. Tickets, Show specific stickers, flyers and stamps. Left and right buttons will scroll more categories. By clicking on a stamp, which represents the ‘golden oldie’ category, shows such as Porridge and Only Fools and Horses are displayed.

Users genre and programme preferences can be viewed in the scrapbook as badges, tickets, flyers, stickers, stamps and postcards as drag and drop items from one scrapbook to another. A high level view of available programme will be shown by clicking a button to show recently visited, most highly rated, most downloaded, Love and Hate and most popular tags.

Programme Data

A mouse roll over will display programme data such as episode title, broadcast date and duration. A floating toolkit will also be displayed to allow the user to perform actions on the selected programme.

Scrapbook media: We use a few different types of item to represent different groups or types of media stored in your scrapbook. Single shows are represented by a badge/sticker, these are some others



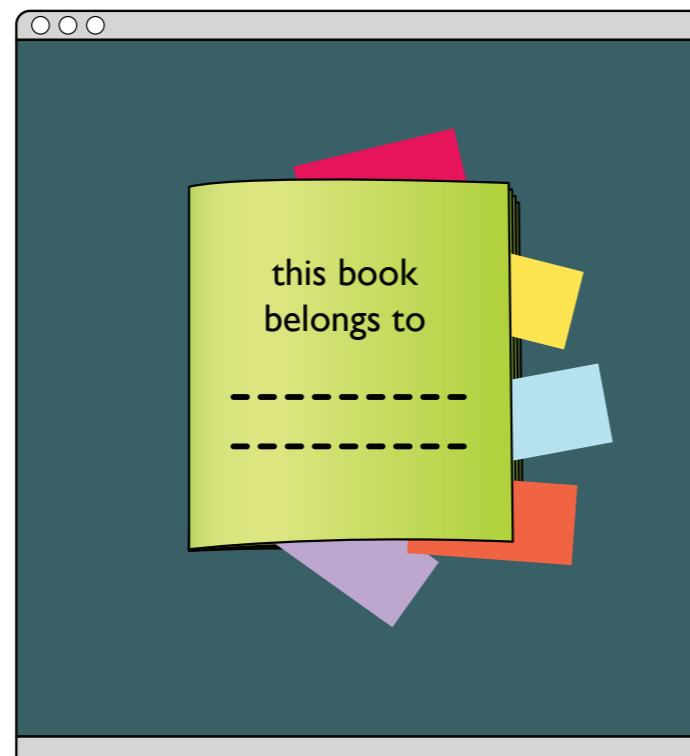
Stamps: Indicated by the perforated edges, stamps represent a “golden oldie” series. Clicking on it gives access to series-episode lists.



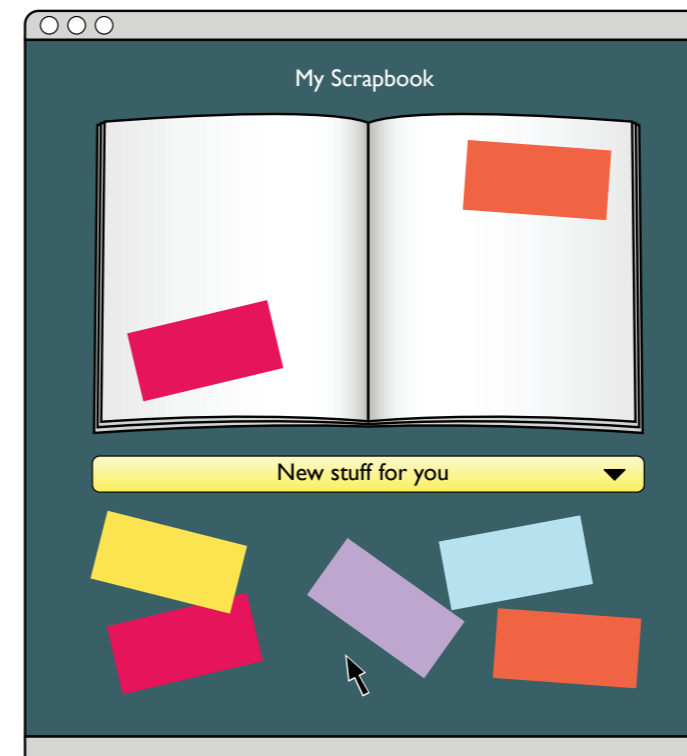
Postcards: You receive postcards when a friend recommends a show to you - the message can be customised. Your friends receive them off you when you drag and drop a scrapbook entry onto their book.



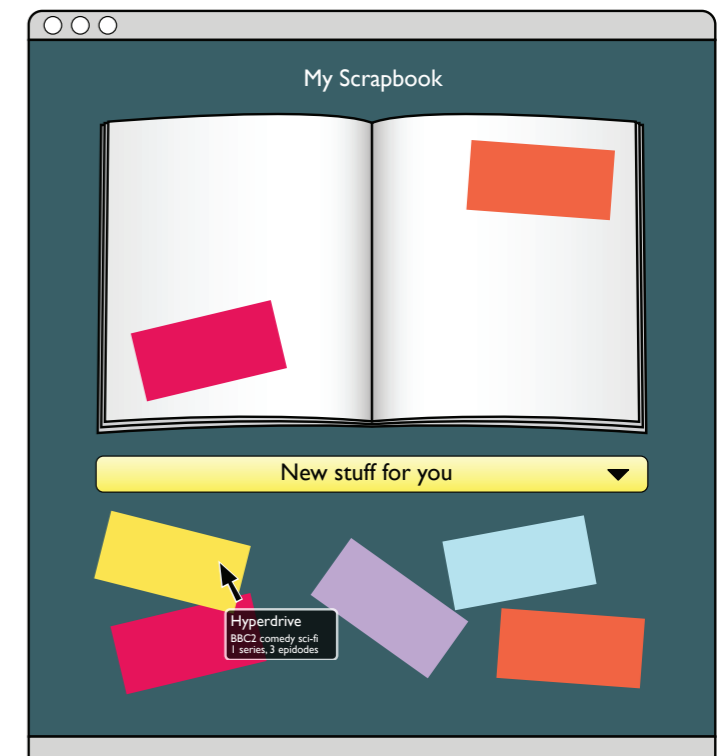
Tickets: These containers are used to encompass big, multi-programme events such as music festivals, special campaigns (eg. Africa) or other multi-channel specials.



Signing in. New recommendations are waiting to be inspected.



On opening up the new recommendations drop out of the book and become active.



Rolling the mouse over an item brings up top level information on it, Title, Categorisation, etc.

Toolkit

The toolkit will float above the scrapbook and alongside selected programme items. It may be dragged around the screen as well as hidden. Functions include

Add to scrapbook allows the user to drag the item into the scrapbook.

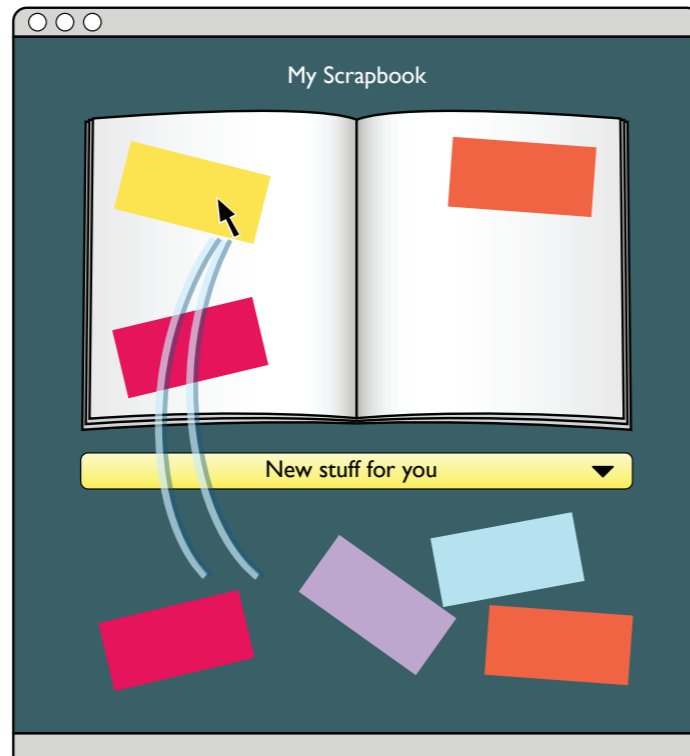
Delete from scrapbook allows the user to drag the item into the trashcan.

Recommend to friend allows the user to view and drag item into friends' scrapbooks.

Remind by flyer sets up a flyer reminder.

Explore back catalogue allows users to view back catalogue data.

Make Comment will launch a Post It note layer which will enable comments to be made.



Dragging an item into the scrapbook lets you store it as a favourite and perform more actions on it.



Clicking a scrapbooked item brings up a contextual floating toolkit. A "flyer" for example offers reminder functionality, while a "sticker" represents a show.

Social Layer and Recommendations

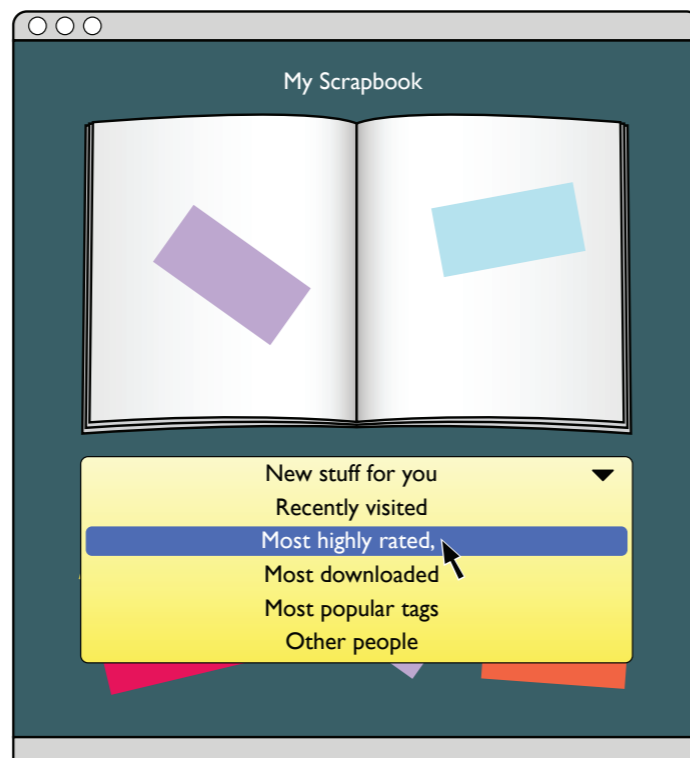
Recommendations may be made to friends by dragging and dropping programme icons on to the friend's scrapbook. When the friend launches his / her scrapbook the recommendation tag will be seen as a physical book-mark protruding from the book. By clicking on a friend's scrapbook, the user scrapbook will be minimised into a corner. The user may drag and drop programme items from friend's scrapbook into his / her scrapbook.

Search

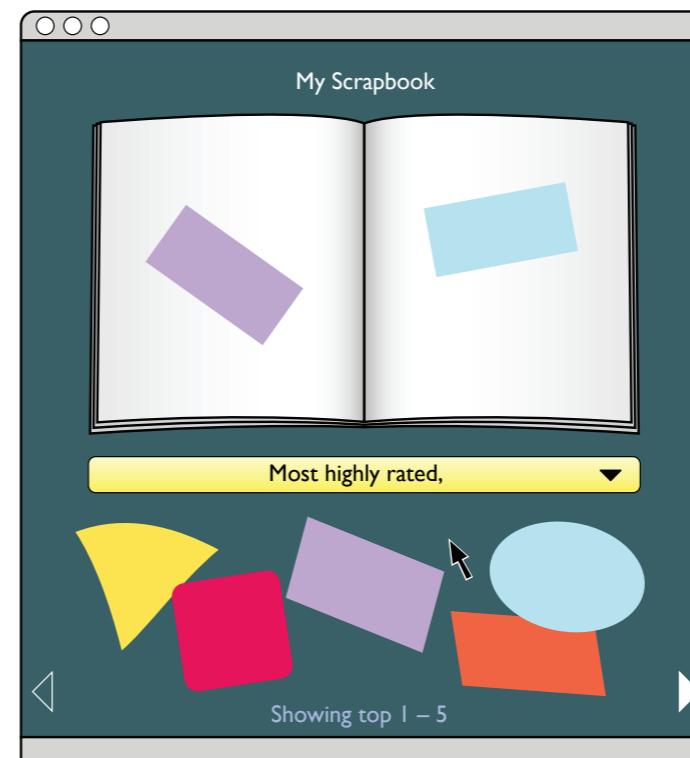
This application is not suited for a full database search. Although there will be a search field in the interface, any searches will redirect to a separate search page, ideally the current macro search page.

Limitations

As with search, there may be other areas where hooking back into a more traditional web interface or media-player application comes into play. We will work out these specifics in Part 3 : Scope and Spec.



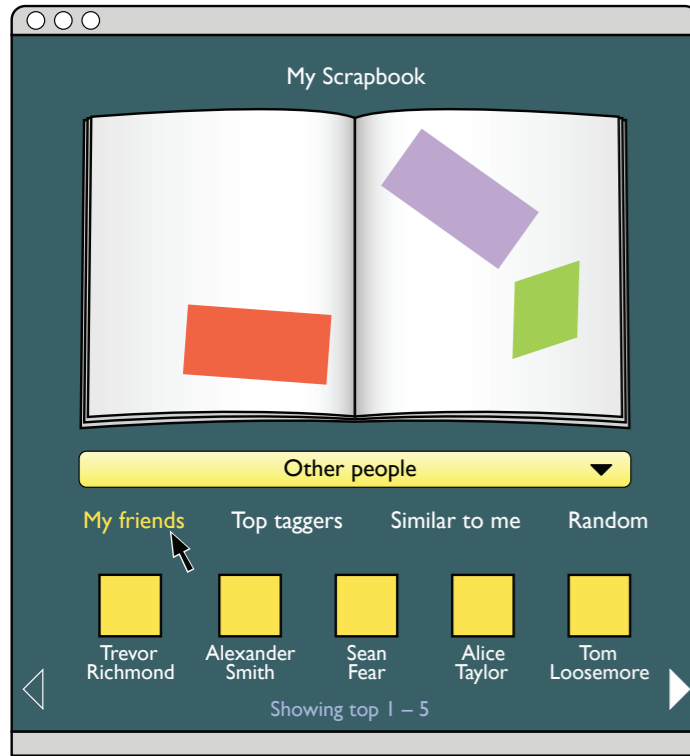
Selecting one of the top level views of potential scrapbook items



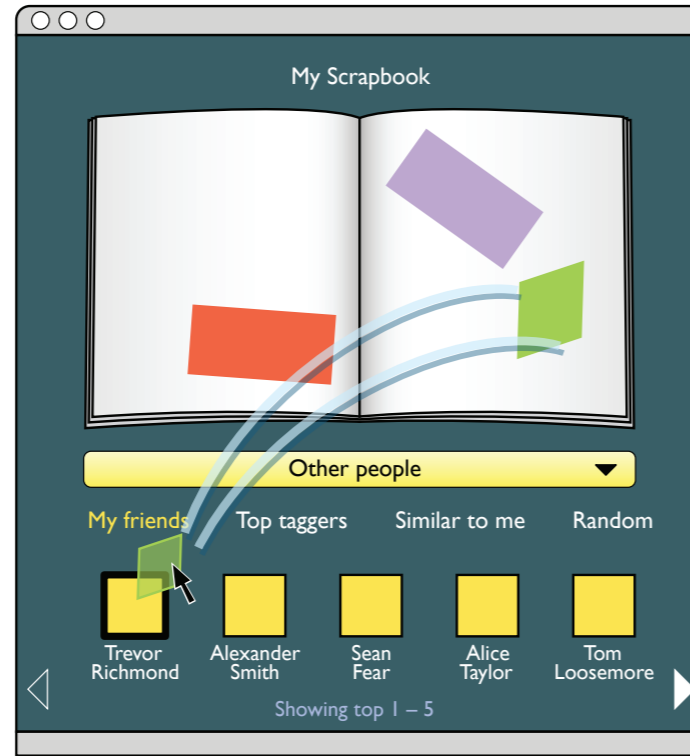
Browsing a few at a time of a particular top level category.



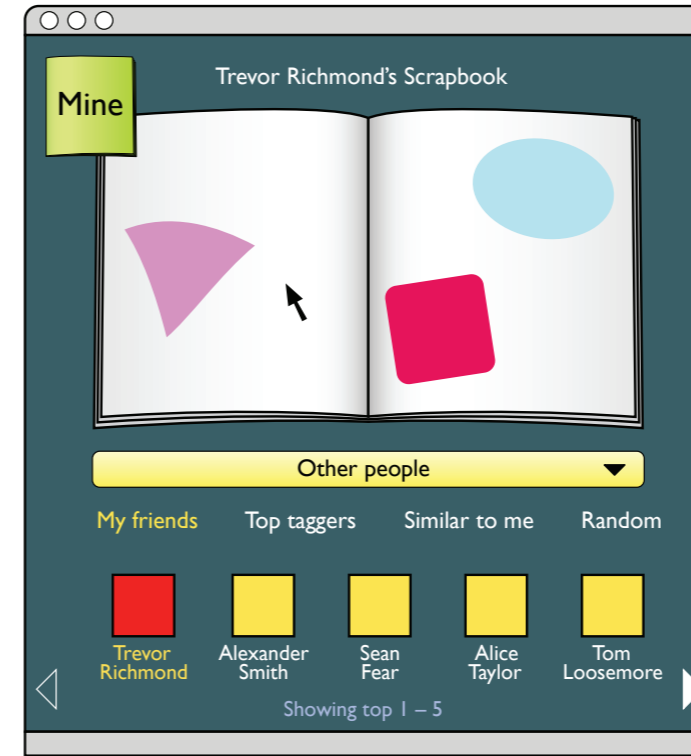
A different view for this top level - the Tags applied by users and their relative popularity



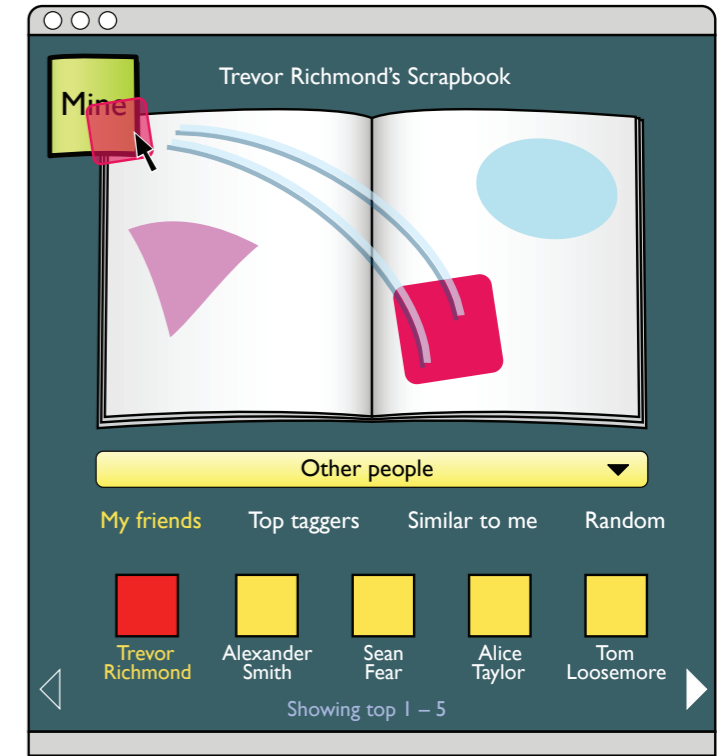
Away from browsing visual lists, this area opens up the social scrapbooks. People are grouped into a few easily navigated sub-categories.



An item from your scrapbook can be dragged to a person at this level, creating a recommendation.



Clicking on a user minimises your scrapbook while allowing you to browse theirs.



An item from another persons scrapbook can be dragged into your scrapbook.